



ELEMAX

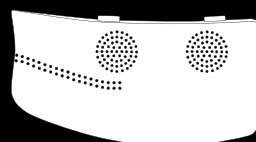
Included



2 Chargers
Wall and USB

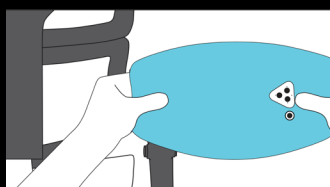


ELEMAX

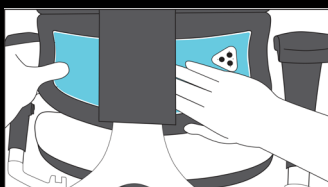


Back Cover

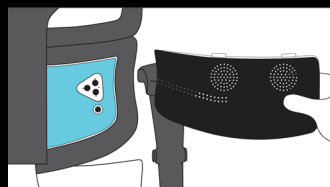
Installation



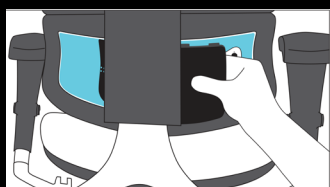
- 1** Hold the ELEMEX unit with the button panel on the right side facing you.



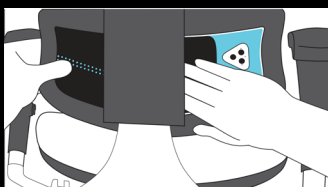
- 2** Place the ELEMEX unit into the Dynamic Variable Lumbar (DVL)™ Support of your chair.



- 3** Hold the ELEMEX back cover with the embedded lines on the left, facing you.

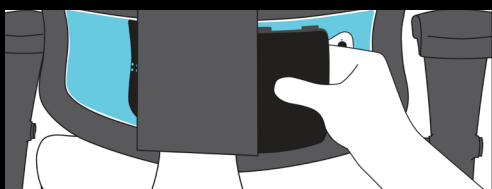


- 4** Place the cover behind the back support bar.

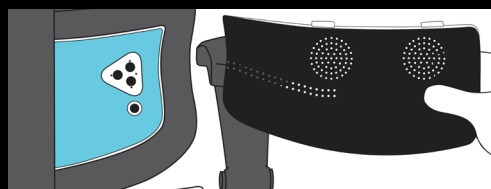


- 5** Align the left edge of the cover with the left edge of the DVL. Adjust the back cover so all clips are tucked within the DVL frame and the ELEMEX is covered except for the button panel.

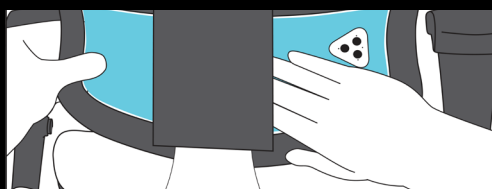
Uninstall




- 1** Gently push in the right side of the ELEMEX back cover and then pull towards you to release the clips from the chair.



- 2** Once all of the clips have been released, remove the cover out from the right side.



- 3** Make sure to unplug the ELEMEX unit before removing it from your chair.



- 4** Hold the ELEMEX unit and pull it out towards you and to the right.

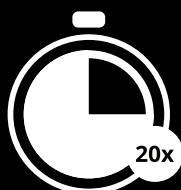
Using Your ELEMEX

1 Your ELEMEX should be 75% charged when you first go to use it. For the best battery life results, please run your ELEMEX unit until it is depleted (unit will blink red and no longer run) before charging it back to full for the first time.

2 To fully charge your ELEMEX you must plug it in for four to five hours.

3 Your ELEMEX can be used while plugged in, or on battery power. If you are only using battery power you can expect the following number of 15-minute cycles before you have to charge it again:

**Using Massage
function only**



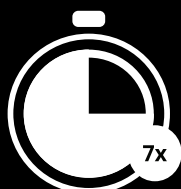
OR



Twenty 15-Minute cycles

5 Hours

**Using Cooling or
Heat & Massage
functions together**



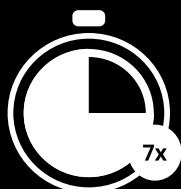
OR



Seven 15-Minute cycles

1 Hour 45-minutes

**Using Cooling or
Heat function only**



OR



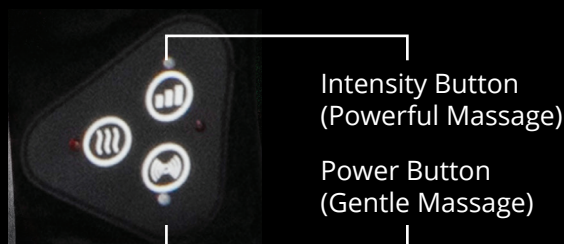
Seven 15-Minute cycles

1 Hour 45-minutes

4 Your ELEMEX will always run for a 15-minute cycle and then shut off automatically for safety.

Massage Settings

- 1** There are two levels of massage intensity for your ELEMEX. Press the power button once for Gentle Massage. You will see two green lights to denote gentle massage. Press the intensity button one time for more Powerful Massage. You will see a yellow light next to the intensity button to denote a powerful message (the power button light will still be green).



Gentle Massage
(Green Light)




Powerful Massage
(Yellow Light)

- 2** There are two different massage modes for your ELEMEX – Constant and Variable. The Constant Mode is activated when you first press the power button. To activate the Variable Massage Mode press the power button a 2nd time. The light next to the power button will turn yellow to indicate the variable mode is activated. Press the power button a 3rd time to turn off massage. Note: The power button only controls massage, not cooling or heat.



1st Constant
Massage



2nd Variable
Massage



3rd Turn off
Elemax

- 3** There is one cooling and heat setting for your ELEMEX. Press the Heat button once to turn the heat on. A red light will come on. For cooling option tap the same button once more and the fans will start. A blue light will turn on, press it again to turn it off.



Heat
55 °C / 131 °F



Cooling
Dual Fans

Flexible and Versatile

Use the ELEMEX Massage Chair/Unit while on Battery Power or Charging



1 Battery Power

The ELEMEX Massage Chair/Unit is designed to enhance your day. Whether you're on the move, sitting at your desk, gaming late nights, or watching a movie you can use the ELEMEX on the go when charged.



2 Charge from your laptop or computer

The ELEMEX comes with a USB charging cord making this the most versatile cooling, heat & massage chair out there. Easily charge your ELEMEX through your computer or device and let it work for you during your day.



3 Wall Charger

Use the included wall charger when you're in work mode and let ELEMEX's cooling, heat & massage therapy keep you focused and less stressed.

ELEMAX Cooling, Heat & Massage

ELEMAX is a Cooling, Heat & Massage Unit that exclusively fits into the Dynamic Variable Lumbar (DVL)™ Support of the chair. This novel technology provides full-body temperature control to maximize your seated comfort. ELEMAX is powered with dual fans and fast-warming technology that are targeted at the body's core. Cooling or Heating can be coupled with ELEMAX's dynamic massage functionality that exerts a constant or variable massage cycle with 2 levels of massage intensity (gentle or powerful) for a total of 4 massage program combinations.

ELEMAX is designed to work with you in any given situation, whether you are working at home or at the office, gaming late nights, or watching TV. ELEMAX is the apex of comfort and technology to support your lifestyle.

Benefits

- Helps Regulate Body Temperature
- Increases Blood Flow
- Speeds Muscle Recovery
- Relaxes and Soothes Stiff Muscles
- Heightens Productivity and Focus
- Boosts energy

Battery

You must read these safety instructions and warnings before using or charging your batteries.

Lithium-ion batteries might cause damage - like leaking, fire, or explosion when misused or defective. Failure to read and follow these instructions may result in fire, personal injury, and damage to property if charged or used improperly, or if defective.

If your charger or battery becomes hot, balloons/swells, emits smoke or smells unusual, STOP CHARGING IMMEDIATELY.

Observe the battery for 15 minutes in a safe area outside of any building or vehicle and away from any combustible material to assure that it does not ignite. Do NOT disassemble or modify the battery. Vibration, puncture, contact with metals, or tampering with the battery can cause it to fail.

The battery contains safety and protection devices, which, if damaged, may cause the battery to generate heat, explode, ignite, or short circuit. Severe injury may occur. Store in a cool, dry place. Never store or charge batteries under extreme temperatures, such as in a hot car; near heat sources or fire; or in pressurized or very cold environments.

Warranty

All parts and materials are warranted for 3 years. During this time, Future Seating will provide replacement parts for any damage that is due to defects in material or workmanship. For the first 2 years, Future Seating will bear the entire cost of replacement parts and shipping. For the 3rd year, Future Seating will bear the cost of the replacement parts, but the customer will be liable for the cost of shipping.

The customer must provide appropriate pictures of their damaged product if requested. A defect in material or workmanship does not include damage to a product, or failure of a product to operate or perform properly or to maintain the appearance, caused by (1) misuse or abuse of the product; (2) improper assembly or assembly that was not as recommended by the written assembly instructions; (3) normal wear and tear; (4) a natural disaster or an Act of God; (5) transportation; (6) an unauthorized modification made without the express written consent of Future Seating; (7) improper storage; (8) the natural aging of materials such as wood, leather, and fabric which results in colors shifting during use; (9) crocking or reverse crocking of dyes from clothing on our seating materials.

Products damaged in these ways will not be considered defective and will therefore not be repaired, replaced, or refunded. Future Seating shall not have tort liability with respect to a product, and shall not be liable for any consequential, economic, indirect, special, punitive, or incidental damages arising from a product defect.

Returns

Future Seating purchases come with the reassurance of a 30-day money-back guarantee unless otherwise noted at the time of purchase. If you are not satisfied, you may return the item within 30 days of delivery for a full refund of the purchase price minus \$19 to cover a return kit.

Due to the unique functionality of the DVL (Dynamic Variable Lumbar), we request that you keep and use your ELEMEX for at least 10 days to allow your body to properly adjust. If you still wish to request a return after 10 days, please call Future Seating Customer Service.

One of our Customer Care representatives will walk you through all the features and adjustments to ensure you are experiencing all that ELEMEX has to offer. In the event that a return is required, Future Seating will ship you a special return kit and return shipping label to pack up your chair and return it back to us.

All purchases are eligible for an exchange within that same 30-day time frame, a \$19 return shipment still applies. The item must be returned in like-new condition, with all paperwork, parts, and accessories to ensure full credit minus the return charge.



10300 Southard Drive
Beltsville, MD 20705
www.future-seating.com