
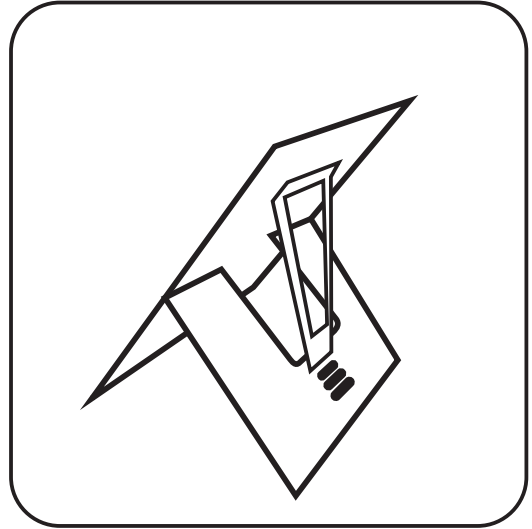



How to assemble your Libro K document holder



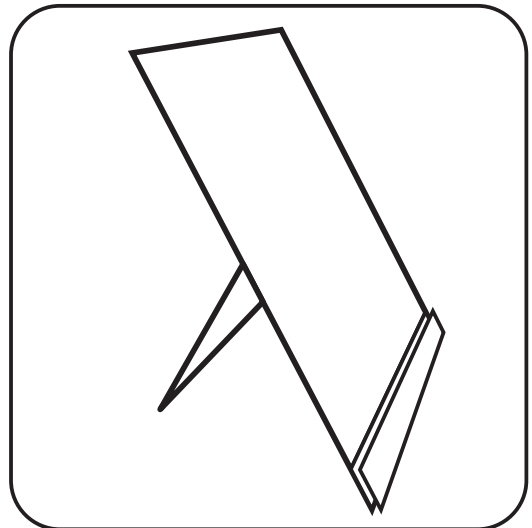
1. Fold down main support leg



2. Insert long strut in one of the slots for high angle support



3. Insert short strut in one of the slots for low angle support



4. Use alongside or in-line with screen

Cleaning instructions:

To keep your product in pristine condition the whole unit can be wiped clean with warm water and mild soap/detergent. Rinse and dry before use.

For other ergonomic accessories please visit
www.standivarius.com

